




illumination design
SINCE 1972



TECHNICAL SHEETS






MATERIALI / MATERIALS	
Struttura / Frame	Acciaio / Steel
Vetro / Glass	Soffiato e lavorato a mano con effetto ottico / Blow worked by hand with optical effect

DATI TECNICI / TECHNICAL DATA		
INFO	EUROPE	USA
Prodotto / Product	Sospensione / Pendant	Sospensione / Pendant
Installazione / Installation	Soffitto / Ceiling	Soffitto / Ceiling
Diametro / Diameter	50 cm.	5,51"
Altezza / Height	25 cm.	10,23"
Cavi Standard / Standard wires	130 cm.	51,18"
Rosone / Canopy	n.2 Ø 8 cm.	n.2 Ø 3,14 (additional 2 plates Ø 4,72")

SPECIFICHE ELETTRICHE / ELECTRICAL SPECIFICATIONS		
INFO	EUROPE	USA
Alimentazione / Power Supply	220-240V – 50/60Hz	100-120V – 50/60Hz
Specifiche lampade/Bulbs specifications	2xE27 13W led	2xE26 13W led
Wattaggio massimo / Max wattage	26W	26W
Tensione led / led voltage	220-240V – 50/60Hz	100-120V – 50/60Hz
Dimmerabilità / Dimmability	With dimmable bulbs	With dimmable bulbs

SINGOLA ALIMENTAZIONE PER OGNI LAMPADA / SINGLE POWER SUPPLY FOR EACH BULB

OPZIONE DECORI STANDARD / STANDARD FINISHING OPTIONS		Opzioni vetri / Glass options
 nickel / nickel	 oro shadow / shadow gold	 Bianco opaco / mat white
 cromo / chrome	 placcato oro / gold plated	
 nickel satinato / satin nickel	 ottone satinato / satin brass	
 nickel nero / black nickel	 brunito spazzolato/brushed bronze	
 placcato rame/copper plated		
		 Bianco lucido / shiny white

PESO E VOLUME / WEIGHT AND VOLUME		
 Peso Netto / Net weight Kg.6,00	 Volume M3 0,166	 Peso Lordo / Gross weight Kg.9,00

--- MADE IN ITALY ---